


EZPA-D-PGM (Spring)

金属PG制螺纹带EMC弹片应力消除直接头

Fitting strain relief, straight, PG, metal thread, EMC-Spring



	min.	max.
温度范围 Temperature range	██████████	██████████
UV保护性能 UV protection	██████████	██████████
低温性能 Cold environment performance	██████████	██████████
防尘性能 Dust ingress protection	██████████	██████████
防水性能 Water ingress protection	██████████	██████████
机械强度 Mechanical strength	██████████	██████████

材料: PA6 MOD V0 SGA

金属PG制螺纹带EMC弹片应力消除直接头 EZPA-D-PGM由特殊改性, 无卤的尼龙6材料制成。材料自熄且耐绝大多数化学品。接头内部的弹片确保了与电缆外皮的屏蔽编织层的有效电接触。材料耐UV性能优异, 所以 EZPA-D-PGM 非常适合户外安装应用。产品锁定系统为新的360°内部倒齿锁定, 内部带密封圈, EZPA-D-PGM 与我们的FIPLOCK波纹管连接后可以达到IP69的防尘防水等级。发货状态为预装配状态, 拆卸时只需要一个简单的螺丝起子就可以打开。EZPA-D-PGM 优异的设计显著提升了使用效率, 节省了安装及拆卸的时间。

Material: PA6 MOD V0 SGA

The one-piece protection conduit fitting EZPA-D-PGM with integrated cable gland for additional strain relief of wires and conductors, with a PG metal thread, is made of specially modified, halogen-free polyamide 6. The Material compound is self-extinguishing and resistant against most chemical media commonly used. The containing spring contacts at the cable passage enables a proper electrical contact with screening braids above the cables. Due to its excellent UV-resistance, EZPA-D-PGM is also perfectly suited for outdoor installations. With the brand new 360° interlocking system and an inside conduit seal, EZPA-D-PGM complies with the highest possible protection class IP69 in combination with our FIPLOCK corrugated conduits. Being delivered pre-assembled and easy to re-open by using a commercially available slotted screwdriver, EZPA-D-PGM ensures significant time saving during installation and disassembly.

EZPA-D-PGM (Spring)

产品性能 / Product performances

应用性能 / Application performances	特性 Characteristics	单位 Unit	规范标准 Standards, specifications	备注 Remark
温度范围 Temperature range	-50 到 / to +120 -58 到 / to +248	°C °F	IS FIP	
温度 (短周期) Temperatur (short-term)	150 (500 h); 160 (100 h) 302 (500 h); 320 (100 h)	°C °F	IS FIP	
材料性能 / Material performances				
缺口冲击测试 Notched bar impact test	7 – 25	kJ/m ²	ISO 180	
系统密封性能 / System tightness				
IP 等级 IP rating	IP66/IP67/IP68/IP69		IEC EN 60529	
防火性能 / Fire safety performances				
不含卤素和镉 Free from halogens and cadmium	是 / yes			
阻燃等级 Fire classification	V0		UL 94	
产品防火特性 Fire characteristic of the product	自熄 self-extinguishing		UL 1696	
氧指数 Oxygen index	>32	%	EN ISO 4589-2	
灼热丝测试 Glow wire test	960 1760	°C °F	IEC 60695	
火灾危害等级 Fire hazardous level	HL3		EN45545-2	
火焰蔓延 Spread of fire	非火焰蔓延 non flame propagating		IEC EN 61386	
屏蔽性能 / Screen characteristics				
转移阻抗 Transfer impedance	≤10	mOhm		
屏蔽性能 Screen effectiveness	可达 98 up to 98	dB		
耐候性 / Weathering performances				
UV及耐候性 UV and weathering performance	优异 excellent		IS FIP	可达 40 年 up to 40 years

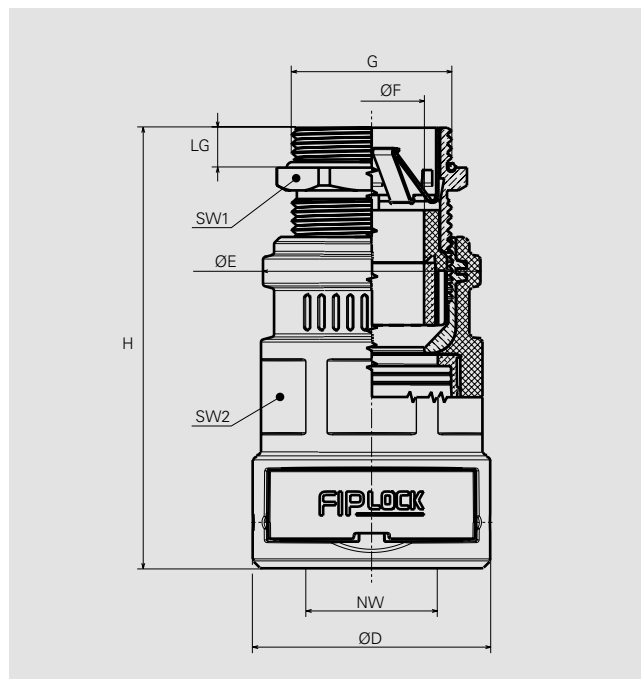
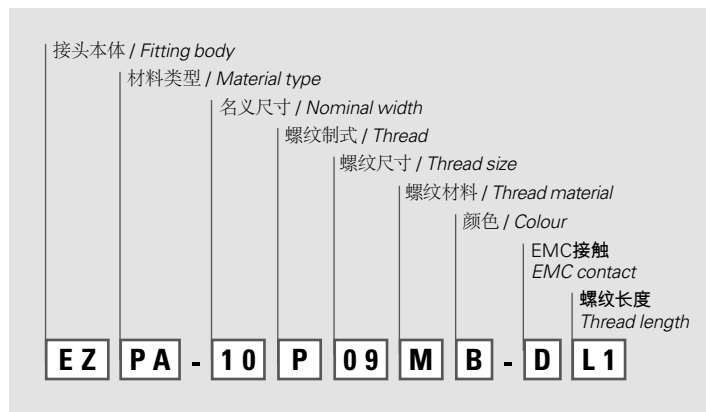
测试条件参照EN ISO 139温度23°C, 湿度 50% (如未注明测试条件)。IS FIP = FIP内部测试规范。
Tests carried out acc. EN ISO 139 at 23°C/50% r. h. (if not indicated different). IS FIP = Internal Specification FIP

产品号 Part No.	名义尺寸 Nominal width	螺纹尺寸 G Thread G	尺寸 (nom.) Dimensions in mm (nom.)								重量 Weight per piece	包装单元 PU	
			LG	夹紧范围 F / Clamping range F	最小屏蔽套管尺寸 Ø / Minimum Ø above braiding	H	Ø D	Ø E	SW1	SW2			
黑色 / black	NW												
EZPA-10P09MB-DL1	NW10	PG9	6,0	3,0-8,0	4,0	54,9	24,7	22,9	17	20	27,2	10	
EZPA-10P11MB-DL1	NW10	PG11	6,0	4,0-8,0	4,0	57,9	24,7	26,2	20	20	35,7	10	
EZPA-12P11MB-DL1	NW12	PG11	6,0	4,0-9,5	4,0	59,9	28,5	26,6	20	22	37,9	10	
EZPA-12P13MB-DL1	NW12	PG13,5	6,5	5,0-9,5	4,0	60,4	28,5	28,6	22	22	41,2	10	
EZPA-17P16MB-DL1	NW17	PG16	6,5	8,0-13,0	6,0	71,8	34,0	31,5	24	27	53,5	10	
EZPA-23P21MB-DL1	NW23	PG21	7,0	11,0-18,0	8,0	77,3	41,7	38,3	30	36	87,5	6	
EZPA-29P29MB-DL1	NW29	PG29	8,0	16,0-23,0	13,0	85,4	48,4	48,7	40	41	159,7	6	
EZPA-36P36MB-DL1	NW36	PG36	15,0	19,0-29,0	16,0	112,4	59,7	59,4	50	52	281,6	4	

关于产品库存, 交期, 尺寸及颜色等问题请联系我们本地的经销商或客服。

Please contact our local distribution partner or our customer service regarding product availability, lead time, other sizes and colours.

产品代码 / Number code:



完整的安装说明可从下列网址找出
www.fraenkische.com/assembly_instruction_fiplock_one_cn
 The entire **assembly instructions** may be found
 on www.fraenkische.com/assembly_instruction_fiplock_one_cn


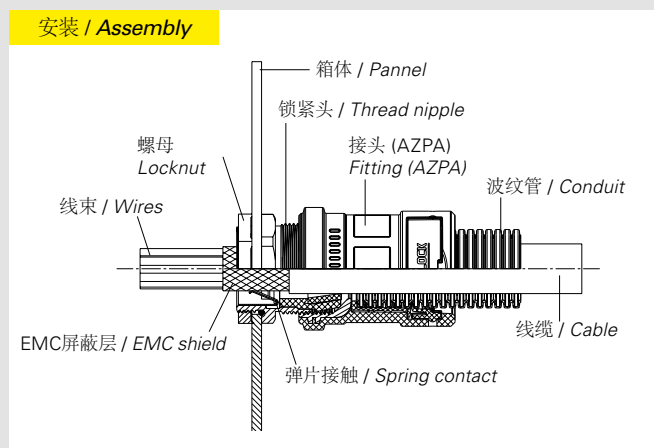


我们尽我们的知识水平所提供的数据, 图像和技术规格图反映了当前的工程技术水平。这并不包含对最后应用有关的任何责任。产品用户需根据应用进行自己的评估, 以确定产品是否符合特殊的应用条件。我们对产品的责任只考虑一般规定条件下的水平。FIP保留对产品数据和数值进行技术调整的权力。例如更改材料和加工工艺, 在保证产品性能数值不下降的情况下不会另行通知。

The provided data, images and technical specification drawings reflect the current engineering level and are to the best of our knowledge. This does not include any liability regarding the final application. Users of the products have to make their own evaluation to determine the suitability for a specific application. Our liability for these products considers the stated level within our General Conditions only. FRAENKISCHE Industrial Pipes (FIP) reserves the right to adjust specified data and values as well as implementing technical adjustments of the products e. g. change of materials and processing technologies without prior notice as long as the specified values are not reduced.

安装说明FIPSHIELD® 带弹片的EMC接头

Assembly instruction FIPSHIELD® with EMC Spring



1. 将FIPSHIELD® 锁紧头拧入箱体，或使用EMI锁紧螺母 (NTBN-EMV)锁紧。
Screw FIPSHIELD® thread nipple into the housing/panel or fasten it with EMI Locknut (NTBN-EMI).
2. 安装线缆 (线缆屏蔽段安装在接触点位置)。
Apply cable (dismantled in the contact area).
3. 接头本体安装到锁紧头处并锁紧。
Fittingbody to be applied to the thread nipple and tighten for strain relief.

- A 从线缆端部剥离外皮露出屏蔽层。
Remove the cable sheath from the end section of screen braiding.
- B 从线缆中部剥离一段外皮露出屏蔽层。
Remove a segment of cable sheath at the contact area.
- C 将屏蔽层翻起拉到线缆外皮上。
Pull the fringe section of screen braiding over the cable sheath.

PG 制铜镀镍接头 / PG nickel plated brass	
螺纹尺寸 / Thread	最大锁紧扭矩 max. tightening torque
PG07	6,25 Nm
PG09	6,25 Nm
PG11	6,25 Nm
PG13,5	6,25 Nm
PG16	7,5 Nm
PG21	10,0 Nm
PG29	10,0 Nm
PG36	10,0 Nm
PG48	10,0 Nm

公制铜镀镍接头 / metric nickel plated brass	
螺纹尺寸 / Thread	最大锁紧扭矩 max. tightening torque
M12x1,5mm	8,0 Nm
M16x1,5mm	10,0 Nm
M20x1,5mm	12,0 Nm
M25x1,5mm	12,0 Nm
M32x1,5mm	18,0 Nm
M40x1,5mm	18,0 Nm
M50x1,5mm	20,0 Nm
M63x1,5mm	20,0 Nm

NPT 制铜镀镍接头 / NPT nickel plated brass	
螺纹尺寸 / Thread	最大锁紧扭矩 max. tightening torque
NPT 3/8	6,0 Nm
NPT 1/2	8,0 Nm
NPT3/4	12,0 Nm
NPT 1"	12,0 Nm

注意 / Note:

弹片仅用于EMC电磁屏蔽的目的。它不能用于电位平衡。

The spring is to be used only for EMC purposes. It is strictly forbidden to use the spring as a potential equalisation.