


AWPA-MML-S / AEPA-MML-S

90°金属公制可旋转长螺纹弯接头


Fitting 90° revolving, metric, metal thread, long



| | min. | | max. | |
|--------------------------------------|------|---|------|---|
| 温度范围 Temperature range | █ | █ | █ | █ |
| UV保护性能 UV protection | █ | █ | █ | █ |
| 低温性能 Cold environment performance | █ | █ | █ | █ |
| 防尘性能 Dust ingress protection | █ | █ | █ | █ |
| 防水性能 Water ingress protection | █ | █ | █ | █ |
| 机械强度 Mechanical strength | █ | █ | █ | █ |

可适配所有NW07 – NW48细波型 (F) 和粗波型(C)

Fits with all corrugated conduits NW07 – NW48 with fine (F) and coarse profile (C)



材料: PA6 MOD V0 SGA

90° 金属公制可旋转长螺纹弯接头AWPA/AEPA-MML-S 由镀镍黄铜及特殊改性的不含卤素和镉的尼龙6材料制成, 材料自熄且耐绝大多数化学品。带金属公制长螺纹的可旋转部分由镀镍黄铜制成, 使预安装了线束的接头安装起来更简单。产品主要用于需要低频率旋转的场合, 不能用于频繁旋转的场合。材料耐UV性能优异, AWPA/AEPA-MML-S 非常适合户外安装应用。产品锁定系统为360°内部倒齿锁定, 内部带密封圈, 与我们FIPLOCK® 波纹管连接后可达到IP69的防尘防水等级。发货状态为预装配状态, 拆卸时只需要一个简单的螺丝起子就可以打开。AWPA/AEPA-MML-S 优异的设计显著提升了使用效率, 节省了安装及拆卸的时间。

Material: PA6 MOD V0 SGA

The one-piece 90° AWPA/AEPA-MML-S cable protection fitting is made of specially modified, halogen-free polyamide 6. It is self-extinguishing and resistant against most chemical media commonly used. The revolving metal thread fitting with a metric long thread, made of brass nickel plated, offers easy screw-in installation of pre-assembled cable harnesses. Occasional rotation of the fitting is possible but not a frequent rotation. Due to its excellent UV-resistance, AWPA/AEPA-MML-S is also perfectly suitable for outdoor installations. With the brand new 360° interlocking system and an inside conduit seal, AWPA/AEPA-MML-S complies with the highest possible protection class IP69 in combination with our FIPLOCK® corrugated conduits. Being delivered pre-assembled, ready to use, and easy to re-open by using a commercially available slotted screwdriver, AWPA/AEPA-MML-S ensures significant time saving during installation and disassembly.

AWPA-MML-S / AEPA-MML-S

产品性能 / Product performances

| 应用性能 / Application performances | 特性 Characteristics | 单位 Unit | 规范标准 Standards, specifications | 备注 Remark |
|--|--|-------------------|-----------------------------------|---------------------------|
| 温度范围 Temperature range | -50 到 / to +120 -58 到 / to +248 | °C °F | IS FIP | |
| 温度 (短周期) Temperatur (short-term) | 150 (500 h); 160 (100 h) 302 (500 h); 320 (100 h) | °C °F | IS FIP | |
| 材料性能 / Material performances | | | | |
| 缺口冲击测试 Notched bar impact test | 7 – 25 | kJ/m ² | ISO 180 | |
| 系统密封性能 / System tightness | | | | |
| IP 等级 IP rating | IP66/IP67/IP68/IP69 (IP69K) | | IEC EN 60529 | |
| 防火性能 / Fire safety performances | | | | |
| 不含卤素和镉 Free from halogens and cadmium | 是 / yes | | | |
| 阻燃等级 Fire classification | V0 | | UL 94 | |
| 产品防火特性 Fire characteristic of the product | 自熄 self-extinguishing | | UL 1696 | |
| 氧指数 Oxygen index | >32 | % | EN ISO 4589-2 | |
| 灼热丝测试 Glow wire test | 960 1760 | °C °F | IEC 60695 | |
| 火灾危害等级 Fire hazardous level | HL3 R22 | | EN45545-2 | |
| 火焰蔓延 Spread of fire | 非火焰蔓延 non flame propagating | | IEC EN 61386 | |
| 耐候性 / Weathering performances | | | | |
| UV及耐候性 UV and weathering performance | 优异 excellent | | IS FIP | 可达 40 年 up to 40 years |

测试条件参照EN ISO 139温度23°C, 湿度 / 50% (如未注明测试条件)。IS FIP = FIP内部测试规范。

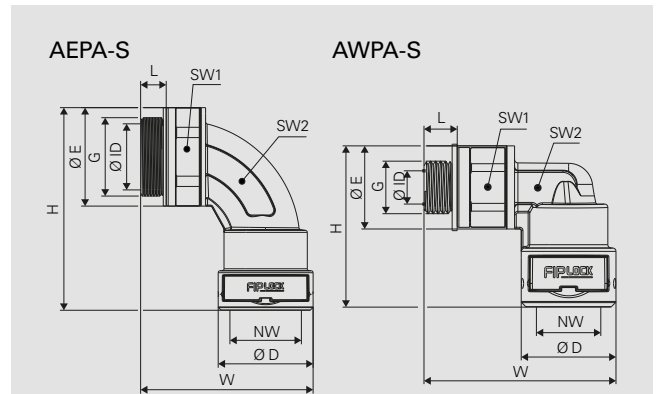
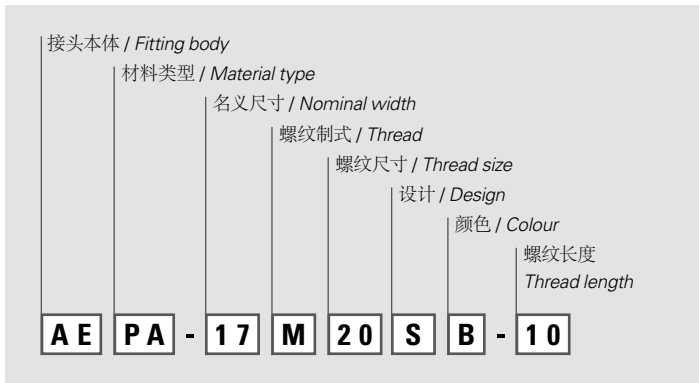
Tests carried out acc. EN ISO 139 at 23°C/50% r. h. (if not indicated different). IS FIP = Internal Specification FIP

| 产品号, Part No. | 名义尺寸 Nominal width | 螺纹尺寸 G Thread G | 尺寸 (nom.) Dimensions in mm (nom.) | | | | | | | | 重量 Weight g | 包装单元 PU 个 / Pcs |
|------------------|-----------------------|--------------------|--------------------------------------|------|-------|-------|------|------|-----|-----|-------------------|-----------------------|
| | | | L | Ø ID | H | W | Ø D | Ø E | SW1 | SW2 | | |
| AWPA-10M12SB-10 | 10 | M12x1,5 | 10,0 | 7,0 | 45,5 | 54,0 | 24,7 | 24,0 | 22 | 14 | 44,3 | 10 |
| AWPA-10M16SB-10 | 10 | M16x1,5 | 10,0 | 10,0 | 45,5 | 54,0 | 24,7 | 24,0 | 22 | 14 | 46,6 | 10 |
| AWPA-12M16SB-10 | 12 | M16x1,5 | 10,0 | 10,0 | 48,5 | 57,8 | 28,5 | 25,0 | 22 | 14 | 49,5 | 10 |
| AWPA-12M20SB-10 | 12 | M20x1,5 | 10,0 | 12,8 | 50,5 | 58,8 | 28,5 | 29,0 | 26 | 18 | 70,3 | 10 |
| AEPA-17M20SB-10 | 17 | M20x1,5 | 10,0 | 10,1 | 77,1 | 63,5 | 34,0 | 29,0 | 26 | 16 | 77,8 | 10 |
| AEPA-17M25SB-11 | 17 | M25x1,5 | 11,0 | 14,8 | 79,1 | 64,2 | 34,0 | 33,0 | 30 | 21 | 81,0 | 10 |
| AEPA-23M25SB-11 | 23 | M25x1,5 | 11,0 | 15,8 | 89,6 | 77,0 | 41,7 | 33,0 | 30 | 21 | 88,9 | 6 |
| AEPA-23M32SB-13 | 23 | M32x1,5 | 13,0 | 19,2 | 93,1 | 80,1 | 41,7 | 40,0 | 36 | 24 | 128,7 | 6 |
| AEPA-29M32SB-13 | 29 | M32x1,5 | 13,0 | 25,6 | 102,9 | 87,6 | 48,2 | 50,0 | 46 | 34 | 184,9 | 6 |
| AEPA-29M40SB-13 | 29 | M40x1,5 | 13,0 | 28,5 | 102,9 | 87,6 | 48,2 | 50,0 | 46 | 34 | 182,6 | 6 |
| AEPA-36M32SB-13 | 36 | M32x1,5 | 13,0 | 25,6 | 124,3 | 102,8 | 59,7 | 50,0 | 46 | 36 | 229,8 | 4 |
| AEPA-36M40SB-13 | 36 | M40x1,5 | 13,0 | 30,2 | 124,3 | 102,8 | 59,7 | 50,0 | 46 | 36 | 227,5 | 4 |
| AEPA-36M50SB-14 | 36 | M50x1,5 | 14,0 | 36,1 | 129,3 | 104,5 | 59,7 | 60,0 | 55 | 46 | 267,7 | 4 |
| AEPA-48M50SB-14 | 48 | M50x1,5 | 14,0 | 38,9 | 137,3 | 115,7 | 71,0 | 62,0 | 55 | 46 | 274,8 | 4 |
| AEPA-48M63SB-14 | 48 | M63x1,5 | 14,0 | 47,9 | 143,3 | 113,9 | 71,0 | 74,0 | 65 | 55 | 329,5 | 4 |

关于产品库存, 交期, 尺寸及颜色等问题请联系我们本地的经销商或客服。

Please contact our local distribution partner or our customer service regarding product availability, lead time, other sizes and colours.

产品代码 / Number code:



安装说明: 将波纹管以轻微扭曲的方式完全推进接头本体。拔一下波纹管确认锁扣完全卡住波纹管。为保证最佳的使用状态, 我们建议波纹管切割在波纹的底部波谷位置。

Mounting indication: Push-in corrugated conduit with a slight twist fully into fitting body. By pulling the conduit slightly back the clip locks perfectly. For the optimal protection we advise to cut the conduit in the bottom of wave.

完整的安装说明可从下列网址找出
www.fraenkische.com/assembly_instruction_fiplock_one_cn
The entire assembly instructions may be found
on www.fraenkische.com/assembly_instruction_fiplock_one_cn



我们尽我们的知识水平所提供的数据, 图像和技术规格图反映了当前的工程技术水平。这并不包含对最后应用有关的任何责任。产品用户需根据应用进行自己的评估, 以确定产品是否符合特殊的应用条件。我们对产品的责任只考虑一般规定条件下的水平。FIP保留对产品数据和数值进行技术调整的权力。例如更改材料和加工工艺, 在保证产品性能数值不下降的情况下不会另行通知。

The provided data, images and technical specification drawings reflect the current engineering level and are to the best of our knowledge. This does not include any liability regarding the final application. Users of the products have to make their own evaluation to determine the suitability for a specific application. Our liability for these products considers the stated level within our General Conditions only. FRAENKISCHE Industrial Pipes (FIP) reserves the right to adjust specified data and values as well as implementing technical adjustments of the products e. g. change of materials and processing technologies without prior notice as long as the specified values are not reduced.