


AIPA-PG

PG制管路接头


Conduit reducer corrugated to smooth tube, PG



	min.	max.
温度范围 Temperature range	██████████	██████████
UV保护性能 UV protection	██████████	██████████
低温性能 Cold environment performance	██████████	██████████
防尘性能 Dust ingress protection	██████████	██████████
防水性能 Water ingress protection	██████████	██████████
机械强度 Mechanical strength	██████████	██████████

可与所有NW07 – NW48 细波型 (F) 和粗波型(C)标准波纹管适配

Fits with all corrugated conduits NW07 – NW48 with fine (F) and coarse profile (C)



材料: PA6 MOD V0 SGA

塑料PG制管路接头AIPA-PG由特殊改性不含卤素和镉的尼龙6材料制成, 材料自熄, 耐绝大多数化学品。耐紫外线性能优异, 所以AIPA-PG非常适合户外安装应用。产品锁定系统为新的360°内部倒齿锁定, 内部带密封圈, AIPA-PG与我们的FIPLOCK® 波纹管连接后可以达到IP69的防尘防水等级。发货状态为预装配状态, 拆卸时只需要一个简单的螺丝起子就可以打开。AIPA-PG优异的设计显著提升了使用效率, 节省了安装及拆卸的时间。

Material: PA6 MOD V0 SGA

Our AIPA-PG conduit connector, made of specially modified, halogen-free polyamide 6 is self-extinguishing and resistant against most chemical media commonly used. Due to its excellent UV-resistance, AIPA-PG is also perfectly suited for outdoor installations. With the brand new 360° interlocking system and an inside conduit seal, AIPA-PG complies with the highest possible protection class IP69. AIPA-PG is mainly used when corrugated conduits need to be connected for example with smooth tubes made of plastic or metal.

AIPA-PG

产品性能 / Product performances


应用性能 / Application performances	特性 Characteristics	单位 Unit	规范标准 Standards, specifications	备注 Remark
温度范围 Temperature range	-50 到 / to +120 -58 到 / to +248	°C °F	IS FIP	
温度 (短周期) Temperatur (short-term)	150 (500 h); 160 (100 h) 302 (500 h); 320 (100 h)	°C °F	IS FIP	
材料性能 / Material performances				
缺口冲击测试 Notched bar impact test	7 – 25	kJ/m ²	ISO 180	
系统密封性能 / System tightness				
IP 等级 IP rating	IP66/IP67/IP68/IP69 (IP69K)		IEC EN 60529	
防火性能 / Fire safety performances				
不含卤素和镉 Free from halogens and cadmium	是 / yes			
阻燃等级 Fire classification	V0		UL 94	
产品防火特性 Fire characteristic of the product	自熄 self-extinguishing		UL 514B	
氧指数 Oxygen index	>32	%	EN ISO 4589-2	
灼热丝测试 Glow wire test	960 1760	°C °F	IEC 60695	
火灾危害等级 Fire hazardous level	HL3		EN45545-2	
火焰蔓延指数 Flame spread index	符合 compliant		ASTM E162	依照 /acc. NFPA 130
烟雾浓度 Smoke density	符合 compliant		ASTM E662	依照 /acc. NFPA 130
烟雾毒性 Smoke toxicity	符合 compliant		BSS 7239/SMP 800-C	
热释放量 (焓) Heat release (Enthalpy)	19,4 (8265)	MJ/kg (BTU/lb)	ASTM E1354	50 kW/m ² 热通量 / heat flux
火焰蔓延 Spread of fire	非火焰蔓延 non flame propagating		IEC EN 61386	
耐候性 / Weathering performances				
UV及耐候性 UV and weathering performance	优异 excellent		IS FIP	可达 40 年 up to 40 years

测试条件参照EN ISO 139 温度23°C, 湿度 / 50% (如未注明测试条件)。IS FIP= FIP内部测试规范
Tests carried out acc. EN ISO 139 at 23°C/50% r. h. (if not indicated different). IS FIP = Internal Specification FIP

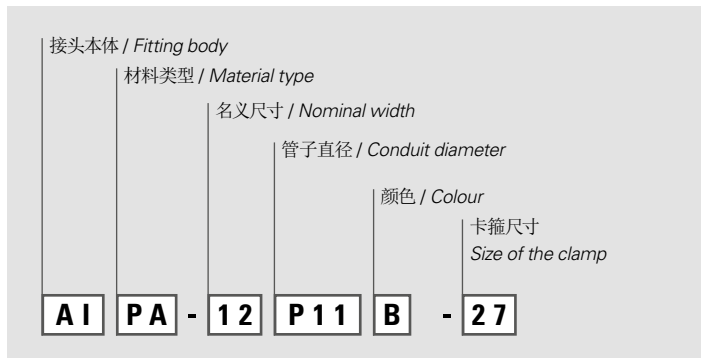
产品号 Part No.		名义尺寸 Nominal width	管子直径 G Conduit diameter G	尺寸 (mm) Dimensions in mm (nom.)			重量 Weight	包装单元 PU
黑色 / black	灰色 / grey	NW		Ø D1	H	Ø D2	g	个 / Pcs
AIPA-12P11B-27	AIPA-12P11G-27	12	PG11	35,00	56,60	28,50	27,60	10
AIPA-17P13B-27	AIPA-17P13G-27	17	PG13	38,70	67,50	34,00	34,50	10
AIPA-17P16B-32	AIPA-17P16G-32	17	PG16	39,70	67,50	34,00	35,10	10
AIPA-23P21B-40	AIPA-23P21G-40	23	PG21	46,50	69,50	41,70	43,80	6
AIPA-29P29B-50	AIPA-29P29G-50	29	PG29	54,20	69,80	48,40	51,40	6
AIPA-36P36B-60	AIPA-36P36G-60	36	PG36	64,90	89,40	59,70	80,40	4
AIPA-48P48B-70	AIPA-48P48G-70	48	PG48	77,20	89,40	72,00	102,00	4

关于产品库存, 交期, 尺寸及颜色等问题请联系我们本地的经销商或客服。

Please contact our local distribution partner or our customer service regarding product availability, lead time, other sizes and colours.

 可与UL认证的 FIPLOCK® 波纹管连接 / in connection with UL-approved FIPLOCK® conduits

产品代码 / Number code:

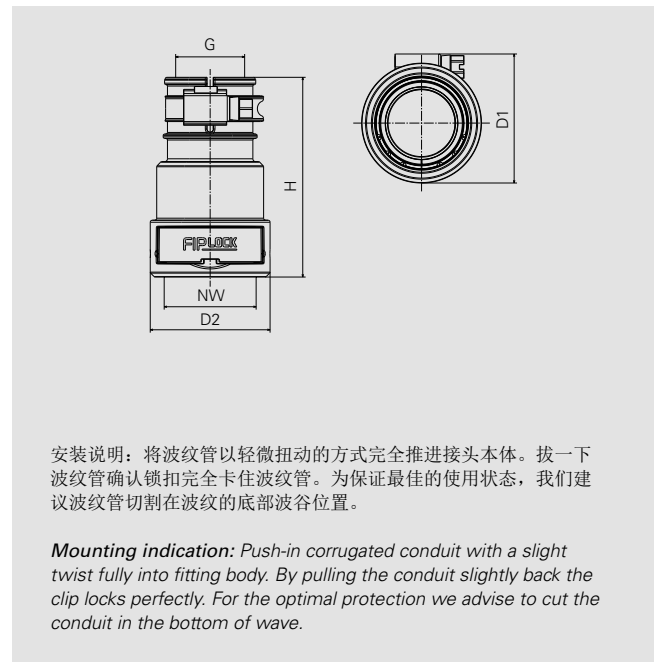


我们 FIPLOCK® ONE AIPA 供货时默认包含 FIPLOCK® CJSS 卡箍。

Our FIPLOCK® ONE AIPA is supplied with the appropriate clamps FIPLOCK® CJSS by default.



产品号 / Part no.			个 / Pcs
黑色 / black	灰色 / grey	卡箍 / clamp	每袋数量 / per bag
AIPA1-12P11B	AIPA1-12P11G	CJSS-016-027	10
AIPA1-17P13B	AIPA1-17P13G	CJSS-020-032	10
AIPA1-17P16B	AIPA1-17P16G		10
AIPA1-23P21B	AIPA1-23P21G	CJSS-025-040	6
AIPA1-29P29B	AIPA1-29P29G	CJSS-032-050	6
AIPA1-36P36B	AIPA1-36P36G	CJSS-040-060	4
AIPA1-48P48B	AIPA1-48P48G	CJSS-050-070	4



完整的安装说明可从下列网址找出

www.fraenkische.com/assembly_instruction_fiplock_one_cn

The entire assembly instructions may be found on

www.fraenkische.com/assembly_instruction_fiplock_one_cn



我们尽我们的知识水平所提供的的数据, 图像和技术规格图反映了当前的工程技术水平。这并不包含对最后应用有关的任何责任。产品用户需根据应用进行自己的评估, 以确定产品是否符合特殊的应用条件。我们对产品的责任只考虑一般规定条件下的水平。FIP保留对产品数据和数值进行技术调整的权利。例如更改材料和加工工艺, 在保证产品性能数值不下降的情况下不会另行通知。

The provided data, images and technical specification drawings reflect the current engineering level and are to the best of our knowledge. This does not include any liability regarding the final application. Users of the products have to make their own evaluation to determine the suitability for a specific application. Our liability for these products considers the stated level within our General Conditions only. FRAENKISCHE Industrial Pipes (FIP) reserves the right to adjust specified data and values as well as implementing technical adjustments of the products e. g. change of materials and processing technologies without prior notice as long as the specified values are not reduced.